

Feel the beat



Music has a steady beat, can you feel it in your feet?



(stamp feet)

Hear the music in the band, can you feel it in your hands?



(clap hands)

Now let's try a clever trick, can you make your fingers click?



(click fingers)

'Feel the beat' is what I said, can you think it in your head?



(count silently until beat eight)

Music has a steady beat or pulse. Just like your heartbeat, it keeps going all the way through a song or tune. A fast tune will have a fast beat and a slower tune a slower beat.

Tap a steady beat and chant the words of a song you know well. Keep tapping all the way through.



Ready to play

3

Get-ready rag

Sit up straight on the front half of your chair and get ready to do each of the actions along with the CD. Start with your cello upright at arm's length. Once your cello is in place, do actions 5–8 while you move to the music.




1. Sit up tall and straight,



2. Tap your feet apart,



3. On your left-hand side,



4. Now it's time to start.

Are your feet flat
on the floor?



5. **Feel the beat:** sway on the spot, left and right.

6. **Swinging hammock:** swing your elbows.

7. **High jump:** tap your left hand on the strings or the wood either side of the fingerboard.

8. **Long jump:** slide your left hand up and down the fingerboard.

Walk and jogging tunes

15

At the zoo

Listen

Copy (etc.)

A for al - li - ga - tors, A for al - li - ga - tors,


D for dol - phins, D for dol - phins,

G for go - ril - las, G for go - ril - las,


C for ca - mels, C for ca - mels,

Chant

That's what we have in our zoo. Yeah!

This is a barline: 
It divides music into bars.



A double barline comes at the end of a tune: 

Be a composer

Make up your own rhythms using the open strings. Think of something beginning with each letter and then play the pattern of the words on each string. You could use the names of friends or different places as starting points. Write your words in the spaces below:

A for _____

D for _____

G for _____

C for _____

String-crossing tunes

In these string-crossing tunes, watch your elbow swing *down* when you play a lower string and *up* when you play a higher string.

22

Happy Haydn

Simply

Haydn, arr. KB/DB

When you cross from string to string, watch your el - bow do a swing.

Make it do that swing-ing thing, when you cross a string.

Are you using your elbow to help you move from string to string?



This means you should rest for two beats: —

23

Monkeys swing

Rock groove

Mon-keys swing from tree to tree, they swing so fast they might catch me, hey!

Mon-keys swing, mon-keys swing, Swing, swing, swing, swing, swing it, yeah!

Swing, swing, swing, swing, swing, those mon-keys can swing! Yeah!

1.
2.


These are first- and second-time bars.



D-string activity page


Writing time


Draw these D-string notes on the stave below:

Bar 1:  x 4 on open D

Bar 2:  x 2 on E

Bar 3:     on F#

Bar 4:  on G and a two-beat rest



Now draw a down-bow sign above the first note and play the tune through.




Roller coaster quiz

Play 'Roller coaster' on page 24 and then do the quiz below.



Speed - ing rol - ler coast - er, spin - ning me a - round. I'm

feel - ing ve - ry diz - zy so far from the ground.

- Some notes are missing in the tune. Fill them in where you see the * sign.
- Draw a circle around the time signature.
- Fill in the missing number: $\frac{4}{4}$ means _____  beats in a bar.
- A  rest is missing in bar 4. Draw it in correctly.
- Draw a circle around some  Es.
- How many F#s can you count in the first line? _____

Here comes B



Off to school

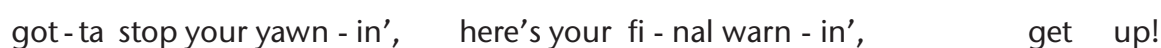
Have you got a good left-hand position? Keep checking!



* Tap your 4th finger on the A string.

Wake up!

Wake up in the morn - in', got - ta stop your snor - in',



A-string tunes

56

Get aboard

Try some swinging rhythms in verses 2 and 3. Listen to track 56 to hear how it goes and get the swing of it!

Verse 1

Swinging along

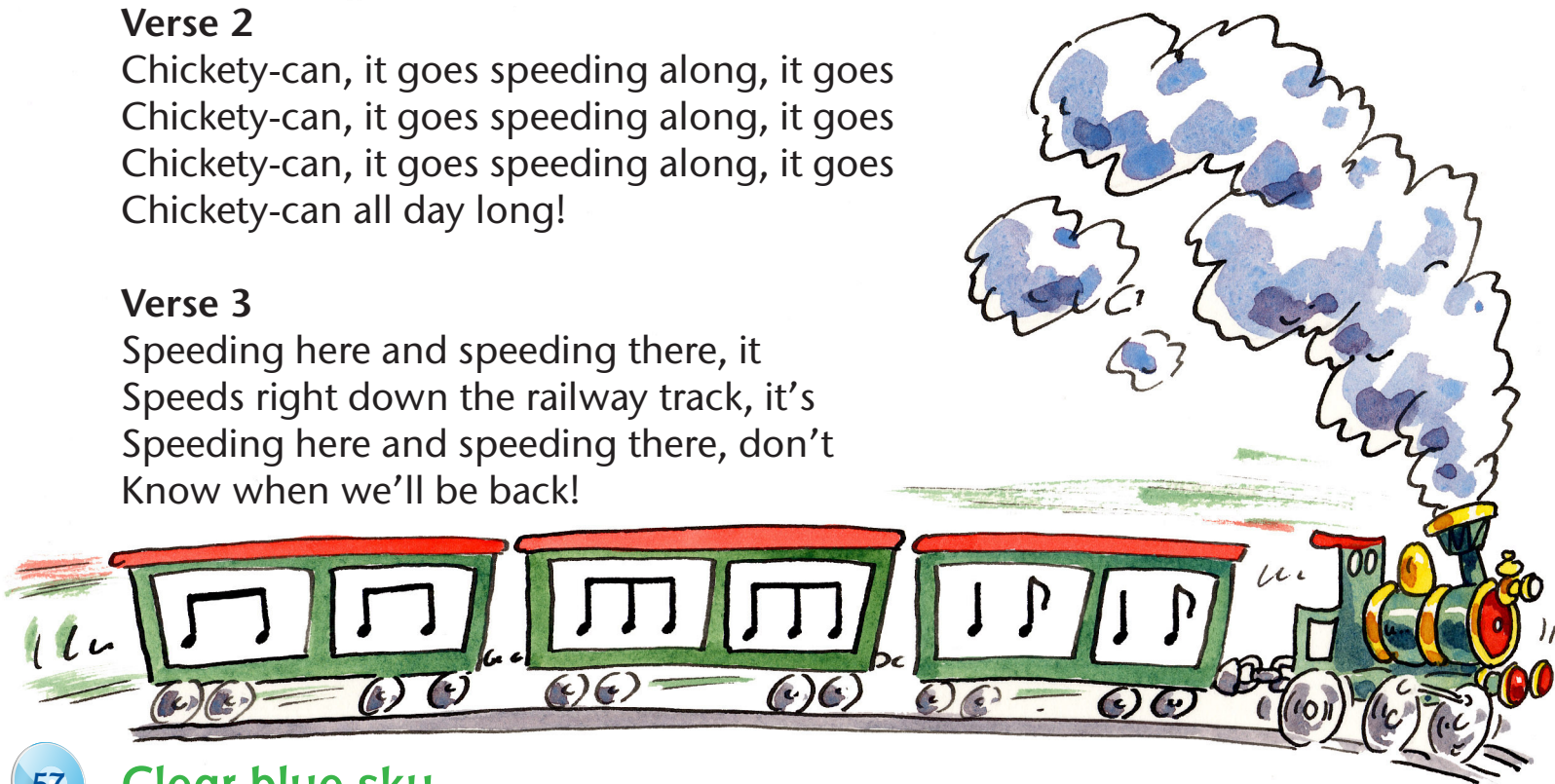


Verse 2

Chickety-can, it goes speeding along, it goes
Chickety-can, it goes speeding along, it goes
Chickety-can, it goes speeding along, it goes
Chickety-can all day long!

Verse 3

Speeding here and speeding there, it
Speeds right down the railway track, it's
Speeding here and speeding there, don't
Know when we'll be back!



57

Clear blue sky

Gently



- | | | | |
|-------------------|------------------|-----------------|------------------|
| 1. Come and fly, | way up high, | we will see | clear blue sky. |
| 2. Like a bird | fly - ing round, | soar - ing far | from the ground. |
| 3. Fly - ing high | on the wing, | see them swoop, | hear them sing. |

Happily

Sum-mer's here, the sun is shin-ing bright - ly, time to have a ho - li -

- day. Blue skies, blue sea, sand be-tween my toes, and

ice-cream on the beach to - day! Sum - mer's here, the

sun is shin-ing bright - ly, I just love the ho - li - days, yes I do!

