

# SEVEN MYSTERY MELODIES

ROUNDS FOR LIKE STRING INSTRUMENTS OR STRING ORCHESTRA

BY MATTHEW HOEY

This creative collection presents seven original rounds, each written from the scrambled notes of a traditional tune. Play these entertaining pieces through from the beginning like traditional rounds. When all four parts of each round are played together, the well-known melody of its related tune appears. To identify the mystery melody, listen to the entire group as they play. Though the mystery melody cannot be identified in the individual parts, at the end of each round, an “Unscrambled Ensemble” version can help solve the mystery. Try swapping parts in this section.

Throughout this book, courtesy accidentals are used to help you learn correct finger patterns. These markings, along with some bowing patterns, are only marked in their initial appearance. Future appearances are generally not marked to encourage you to remember how to perform them as part of your musical development.

These original pieces may be performed with only four violins and/or violas, or with as many as you like—just split up into four groups. There’s also a matching book for cellos and basses, so you can play with them, too—when you play the melody, they play a special ensemble accompaniment. And when they play the melody, you can use the accompaniment parts in this book. Your teacher can also play the piano accompaniments that are provided in the teacher’s score.

Have fun!

Matthew Hoey

## CONTENTS

<b>1. So She Only Made One Sweater</b>	
Mystery Melody.....	2
Unscrambled Ensemble.....	3
Accompaniment .....	3
<b>2. It’s Easier Than Swimming</b>	
Mystery Melody.....	4
Unscrambled Ensemble.....	6
Accompaniment .....	7
<b>3. In April</b>	
Mystery Melody.....	8
Unscrambled Ensemble.....	10
Accompaniment .....	11
<b>4. Shiny!</b>	
Mystery Melody.....	12
Unscrambled Ensemble.....	13
Accompaniment .....	13
<b>5. It Was Only a Model</b>	
Mystery Melody.....	14
Unscrambled Ensemble.....	16
Accompaniment .....	17
<b>6. Surprise!</b>	
Mystery Melody.....	18
Unscrambled Ensemble.....	20
Accompaniment .....	21
<b>7. Baz Teale</b>	
Mystery Melody.....	22
Unscrambled Ensemble.....	23
Accompaniment .....	23



Alfred Music  
P.O. Box 10003  
Van Nuys, CA 91410-0003  
alfred.com

Copyright © 2019 by Alfred Music  
All rights reserved. Printed in USA.

*No part of this book shall be reproduced, arranged, adapted, recorded, publicly performed, stored in a retrieval system, or transmitted by any means without written permission from the publisher. In order to comply with copyright laws, please apply for such written permission and/or license by contacting the publisher at [alfred.com/permissions](http://alfred.com/permissions).*

ISBN-10: 1-4706-4354-5  
ISBN-13: 978-1-4706-4354-6

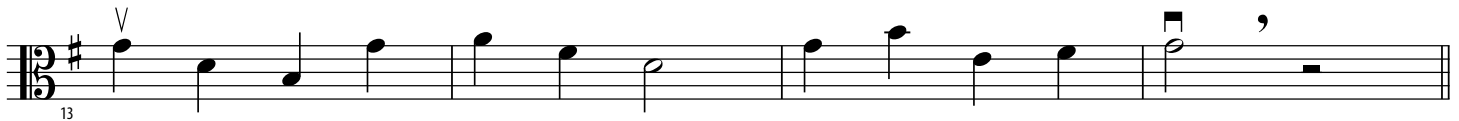
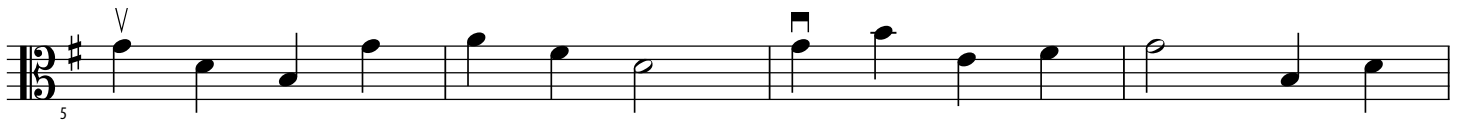

Cover author photo courtesy of Matthew Hoey  
Additional art resources courtesy of Getty Images

## 2. IT'S EASIER THAN SWIMMING

### Mystery Melody

Play the scrambled tune as a traditional round. Your teacher will divide the Violin/Viola players into four groups. The first group should begin the round by playing through part I and moving to part II when finished, continuing this way through parts III and IV and then back to part I. The second group should start part I sixteen measures after the first group and continue through the other parts as well. The next two groups should play the parts in the same manner, beginning sixteen measures after the preceding group. *Parts should finish together, meaning that some players will not be at the end of the page when the piece ends.* The round can be repeated as many times as desired.

#### I. Breezy (♩ = 120)



#### II.



## 2. IT'S EASIER THAN SWIMMING

### Unscrambled Ensemble

Play the unscrambled ensemble four times, and switch parts on each repeat.

What is the name of this tune? \_\_\_\_\_

**Breezy** (♩ = 120)


The musical score is presented in three systems, each containing four staves labeled A, B, C, and D. The key signature is one sharp (F#) and the time signature is 4/4. The tempo is marked as 120 beats per minute. The score includes various musical notations such as quarter notes, eighth notes, and rests, along with performance instructions like 'V' (Vibrato) and '4' (fourth). The first system covers measures 1-5, the second system covers measures 6-10, and the third system covers measures 11-15. The piece concludes with a double bar line and repeat dots.

## 6. SURPRISE!


### Mystery Melody

Play the scrambled tune as a traditional round. Your teacher will divide the Violin/Viola players into four groups. The first group should begin the round by playing through part I and moving to part II when finished, continuing this way through parts III and IV and then back to part I. The second group should start part I sixteen measures after the first group and continue through the other parts as well. The next two groups should play the parts in the same manner, beginning sixteen measures after the preceding group. *Parts should finish together, meaning that some players will not be at the end of the page when the piece ends.* The round can be repeated as many times as desired.

#### I. Breezy (♩ = 130) pizz.



#### II.



**Accompaniment**

If you're playing the tune as a string orchestra, use the following accompaniment when the Cellos and String Bases have the melody. Repeat as directed by the teacher.

**Breezy** (♩ = 130)

1

6

11